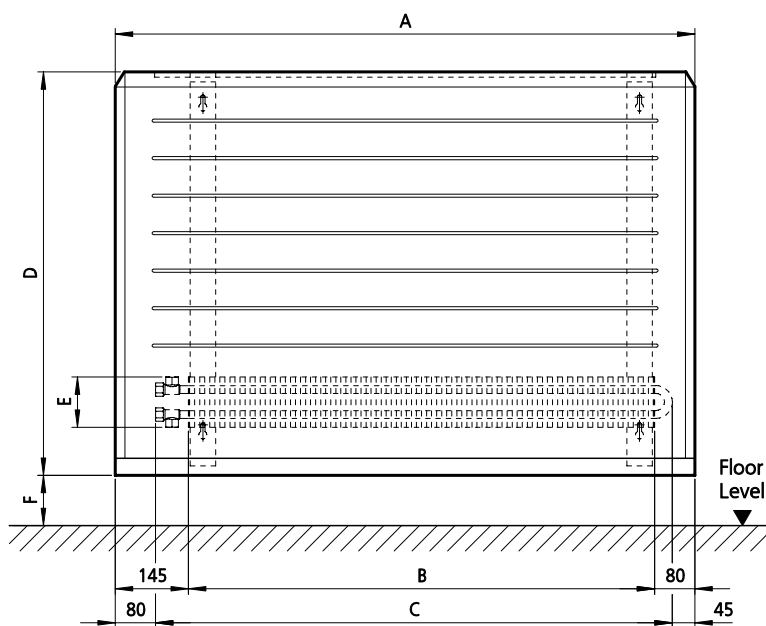


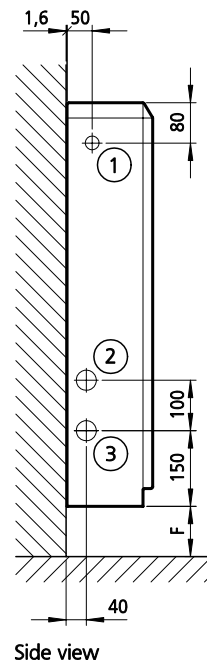
1.26 PowerKon +ST, wallmounted (WTG & WFG), (Dimensions in mm)

Technical drawings



Front view

Example top grille and single convector



Side view

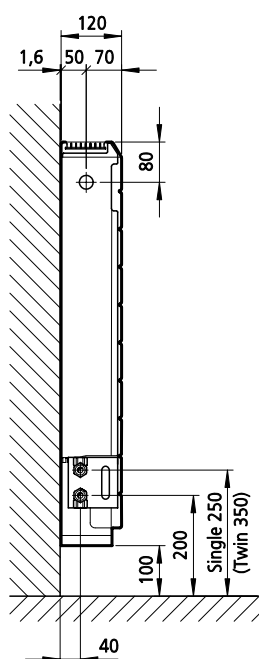
Casing Length A	Convector Length B	Finned Length C
650	425	525
850	625	725
1050	825	925
1250	1025	1125
1450	1225	1325
1650	1425	1525
1850	1625	1725
2050	1825	1925

Casing Heights D	Convector Heights E
500	100 (single)
650	200 (twin)
800	

Casing Depths	Distance to Floor level F
120	100
170	150
220	200

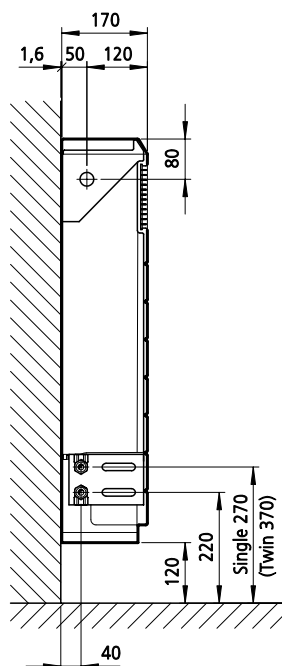
Punching for valves

- 1 ø27 mm
- 2 ø40 mm (twin convector)
- 3 ø40 mm (single convector)



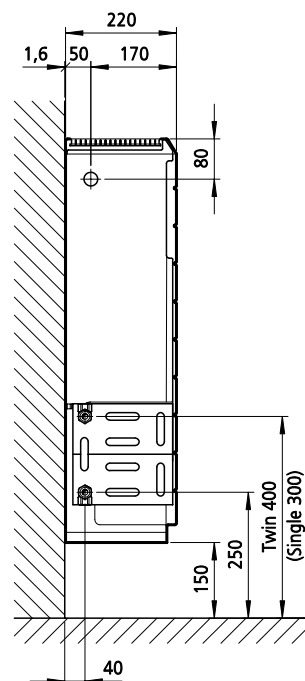
Sectional view, type 100

Example top grille and single convector



Sectional view, type 150

Example front grille and single convector



Sectional view, type 200

Example top grille and twin convector

Casing Depths	Convector Depths
120	100
170	150
220	200

					Datum	Name	Format	Art-Gr.	Version	CAD-Nr.	
				Erst.	22.07.20	sw	4	126	2		809890
				Änder.							
					 49794 Lingen (Ems) Tel. (0591) 7108-0 • Fax 7108-300 eMail: info@kampmann.de Internet: www.kampmann.de		Katalogzeichnung EN				
				Ansichten							
				PowerKon +ST							
				Abmessungen							
				Angeb.-Nr.			Wallmounted				
2	Rüchl. statt UK Kon	22.07.20	sw	Auftr.-Nr.							
Index	Änderung	Datum	Name	Zul.Abw.	ISO 2768-m	Bereich	Dokumentation		Maßstab	1:15	Blatt