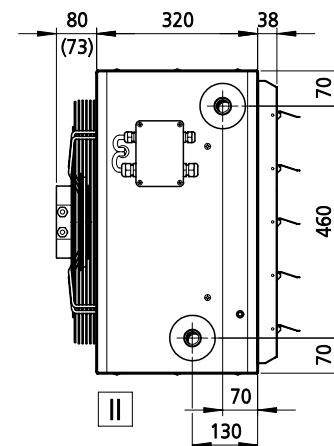
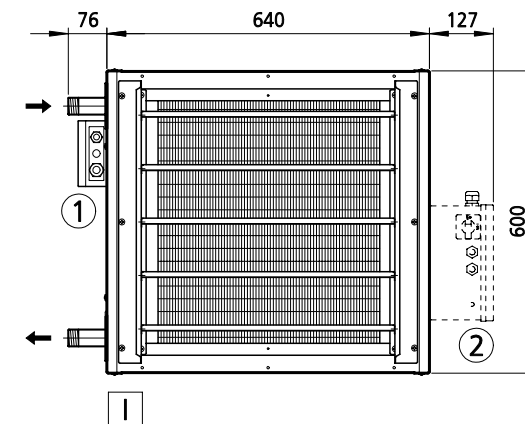
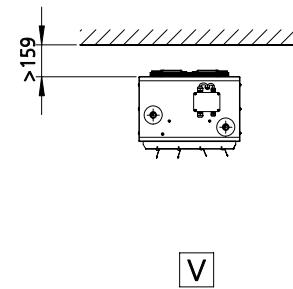
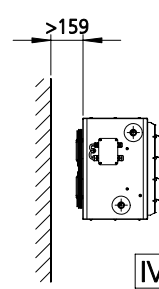
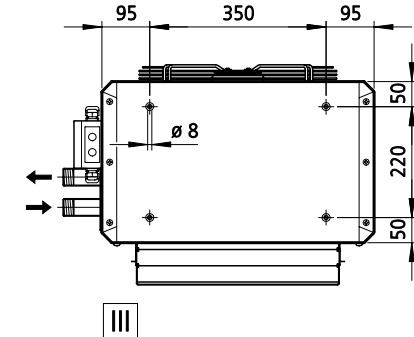


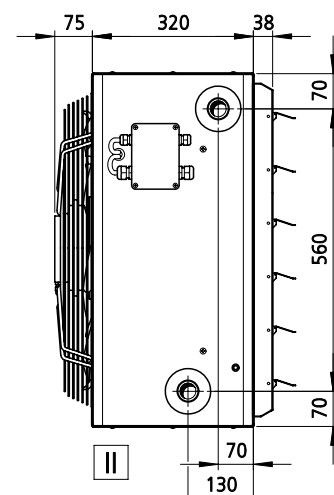
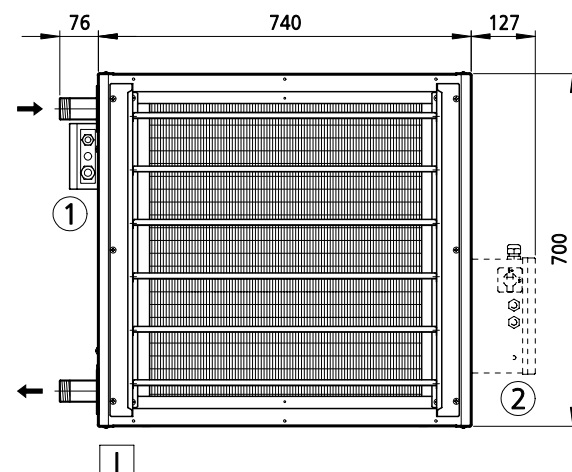
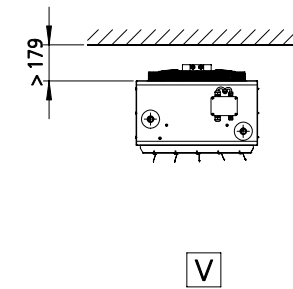
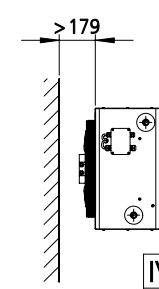
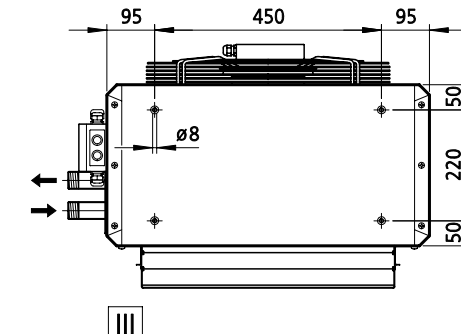
Baugröße 4
Motorkennz. 58 und 56
Anschluss 1"

Model 4
Motor code 58 and 56
Connection 1"



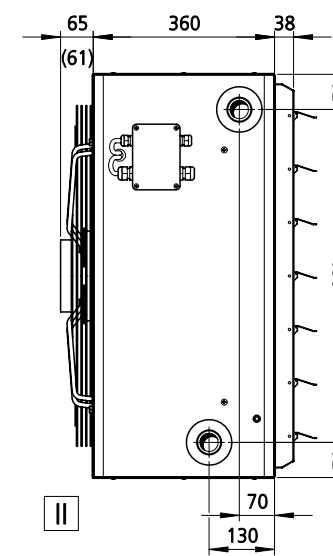
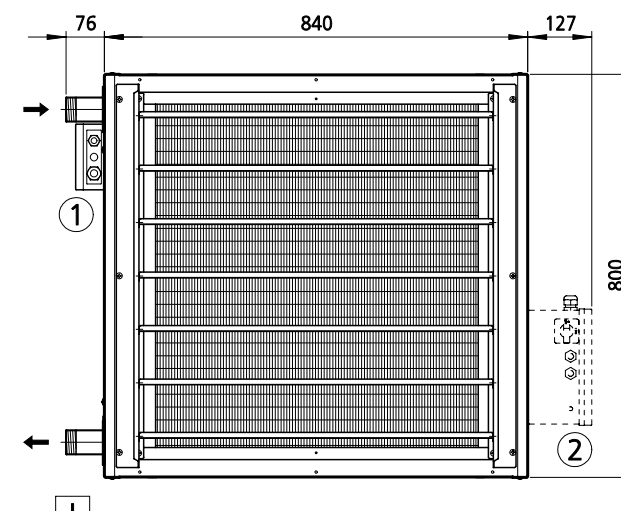
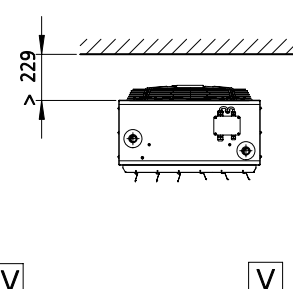
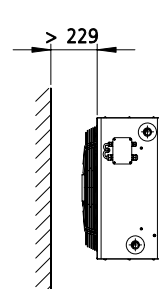
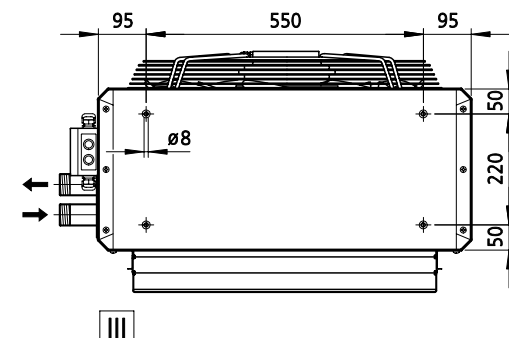
Baugröße 5
Motorkennz. (56) und 58
Anschluss 1"

Model 5
Motor code (56) and 58
Connection 1"



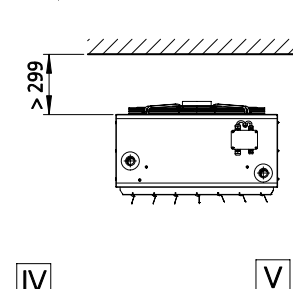
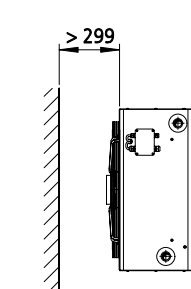
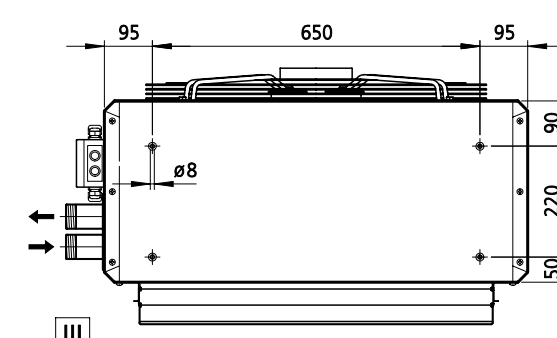
Baugröße 6
Motorkennz. 58
Anschluss 1 1/4"

Model 6
Motor code 58
Connection 1 1/4"



Baugröße 7
Motorkennz. 56 und (58)
Anschluss 1 1/2"

Model 7
Motor code 56 and (58)
Connection 1 1/2"



Abmessungen [mm]
Dimensions [mm]

Technische Zeichnungen, Wärmetauscher Kupfer/Aluminium Technical drawings, Copper/Aluminium Heat Exchanger

Wandmontage / Wall-mounted

- I Vorderansicht / Front view
- II Seitenansicht / Side view
- III Draufsicht / Top view
- IV Wandmontage / Wall-mounted

Deckenmontage / Ceiling-mounted

- I Unteransicht / Bottom view
- II Seitenansicht / Side view
- III Vorderansicht / Front view
- V Deckenmontage / Ceiling-mounted

- ① Elektroanschluss bei Ausführung EC, elektromechanisch
- ② Elektroanschluss bei Ausführung EC mit KaControl (optional)
- ① Electrical connection with EC model, electro-mechanical
- ② Electrical connection with EC model with Ka Control (optional)

				Datum	Name	Format	Art-Gr.	Version	CAD-Nr.
				Erst.	26.03.20	sw	3	153	2
				Änder.	25.05.20	sw			
				KAMPMANN					
				49794 Lingen (Ems)					
				Tel. (0591) 7108-0 · Fax 7108-300					
				eMail: info@kampmann.de					
				Internet: www.kampmann.de					
				Angeb.-Nr.					
				Auftr.-Nr.					
2	DE und EN	26.03.20	sw						
Index	Änderung	Datum	Name	Zul.Abw.	ISO 2768-m	Bereich	Dokumentation	Maßstab	1:15 Blatt
				CAD-Zeichnung Ansichten					
				TOP Abmessungen BG 4 - 7					
				WT CuAlu DE/EN, in mm					